



WAYPOINT® POST CAPS

Solid Color Tops

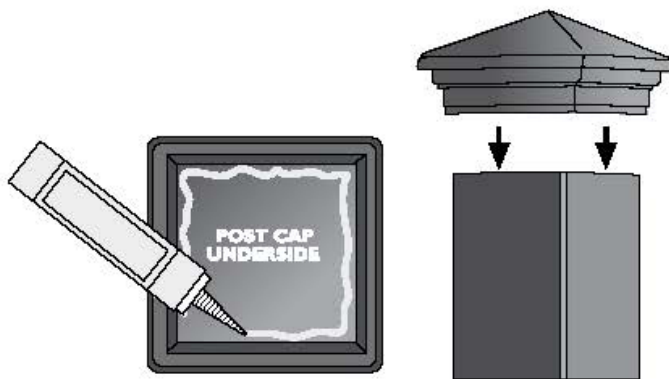
Waypoint® tops fit Classic post caps (sold separately).



To secure the Waypoint Solid Color top to the Classic post cap, apply a small amount of Waymark Rapid Set Glue to underside of top and place firmly on the post cap. Adhesive will take up to 24 hours to cure.



Your post cap is now ready to be installed to your post.




To attach the post cap to the post, apply PVC glue to the underside of the post cap and place firmly on the post.

WAYPOINT® POST CAPS

Tiffany-style Glass Tops

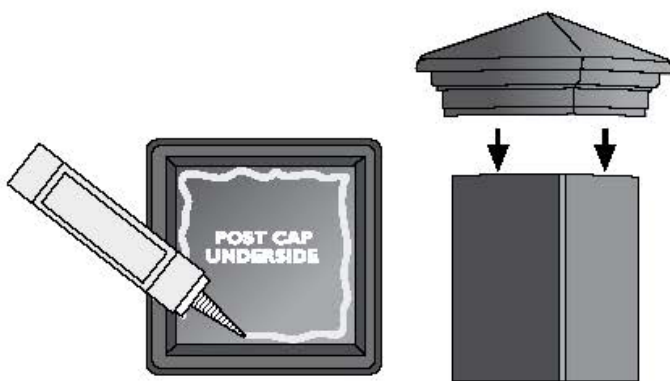
Waypoint® tops fit Classic post caps (sold separately).



Waypoint post cap

To secure the Waypoint Tiffany-style Glass top to the Classic post cap, apply a silicone adhesive to underside of top and place firmly on the post cap. Adhesive will take up to 24 hours to cure.

Your post cap is now ready to be installed to your post.



To attach the post cap to the post, apply PVC glue to the underside of the post cap and place firmly on the post.